

महाराष्ट्र शासन
पाणी पुरवठा व स्वच्छता विभाग
पाणी व स्वच्छता सहाय्य संस्था

सिडको भवन (दक्षिण कक्ष), १ ला मजला, सी.बी.डी., बेलापूर, नवी मुंबई-४००६१४

ई-मेल directorwssso@gmail.com

दूरध्वनी क्र. : 022-27562546 (O), 022-27562363

WS-2/CR-106/2018/WSSO/ १११८ / २०१९

दिनांक - ०४/०१/२०१९

सूचना

(गोबरधन २०१८-१९)

गोबरधन योजनेअंतर्गत बायोगॅस प्लांटची उभारणी व ५ वर्षांच्या कालावधीसाठी दैनंदिनी देखभाल दुरुस्ती या कामाकरिता, अंमलबजावणी यंत्रणा जसे ग्रामपंचायत SHG फेडरेशन, मोठ्या प्रमाणातील कचरा निर्माते (जसे डेअरी फार्म, पोल्ट्री फार्म, डुक्कर फार्म इत्यादी) व संस्था यांचे कडून प्रकल्पाच्या अंमलबजावणीसाठी स्वारस्य अभिरुची प्रस्ताव.

स्वच्छ भारत मिशन (ग्रामीण) कार्यक्रमाअंतर्गत गोबरधन योजनेच्या अंमलबजावणी साठी, ग्रामपंचायत SHG फेडरेशन, मोठ्या प्रमाणातील कचरा निर्माते यांचेकडून, बायोगॅस प्लांटची उभारणी व ५ वर्षांच्या कालावधीसाठी दैनंदिनी देखभाल दुरुस्ती या कामाकरिता अंमलबजावणी करणेकामी, पाणी व स्वच्छता सहाय्य संस्था राज्य स्तरावर अंमलबजावणी यंत्रणा निश्चित करण्यासाठी स्वारस्य अभिरुची प्रस्ताव मागवित आहे.

इच्छुक अंमलबजावणी यंत्रणांनी, त्यांचे प्रस्ताव सर्व प्रमाणपत्रे व प्रशंसापत्रे सह, <http://sbm.gov.in/gobardhan/home.aspx>. by या MDWS च्या संकेतस्थळावर, नोंदणी पद्धतीने (registration process) उपलब्ध असलेल्या निर्धारित प्रपत्रा मध्ये, दिनांक 25.01.2019 रोजी दुपारी 2.00 वाजेपर्यंत द्यावेत.

www.water.maharashtra.gov.in या संकेतस्थळावर स्वारस्य अभिरुची प्रस्ताव सविस्तर माहिती उपलब्ध राहिल. पाणी व स्वच्छता सहाय्य संस्था या कार्यालयाचा पत्ता खालीलप्रमाणे.


संचालक यांचे कार्यालय

पाणी व स्वच्छता सहाय्य संस्था

सिडको भवन (दक्षिण कक्ष), १ ला मजला, सी.बी.डी.,

बेलापूर, नवी मुंबई-४००६१४

पाणी व स्वच्छता सहाय्य संस्था स्वारस्य अभिरुची प्रस्तावामध्ये कोणतीही दुरुस्ती करण्याची किंवा स्वारस्य अभिरुची प्रस्ताव कोणतेही कारण न दाखविता रद्द करण्याचे अधिकार राखून ठेवत आहोत.


(अ.मु. साकोरे)
संचालक

पाणी व स्वच्छता सहाय्य संस्था

Maharashtra State
Water Supply & Sanitation Department

Water & Sanitation Support Organisation

1st floor, Cidco Bhavan (South wing) CBD Belapur Navi Mumbai,
Maharashtra 400614

Email- directorwssso@gmail.com

Telephone No: 022-27562546 (O), 022-27562363

WS-2/CR-106/2018/WSSO/1118/2019

Date - 04/01/2019

Notice

(Gobar-Dhan 2018-19)

Expression of Interest (EoI) for the implementation of the Biogas plant installation, operation and maintenance upto 5 years from Implementing agencies such as Gram Panchayat, SHGs federation, Bulk waste generator and entrepreneur model

Water & Sanitation Support Organisation, Maharashtra invites EoI from the competent and experienced Implementing entity as a such as Gram Panchayat, SHGs federation, Bulk waste Generator and entrepreneur model for the Biogas plant installation (Biomethanation & Composting) operation and maintenance of Plant upto 5 years.

Interested agencies are requested to furnish willingness for association with Water & Sanitation Support Organisation with credentials and testimonials in the prescribed format available in the website <http://sbm.gov.in/gobardhan/home.aspx> by registration process mentioned in MDWS Operation Manual GOBAR - DHAN MIS (Implementing Agency) before 2 PM on 25. 01.2019.

Details are also available in website www.water.maharashtra.gov.in & office address given below

Office of the Director
Water & Sanitation Support Organisation
1st floor, Cidco Bhavan (South wing) CBD Belapur Navi Mumbai,
Maharashtra 400614

Water & Sanitation Support Organisation reserves its rights to cancel or modify this Expression of Interest (EoI) without assigning any reasons thereof.


(R. Sakore)

Office of the Director
Water & Sanitation Support Organisation

**OFFICE OF THE MISSION DIRECTOR, SANITATION
(WATER SUPPLY & SANITATION DEPARTMENT)**

Website: <https://water.maharashtra.gov.in/>

Phone: -022-22621848 (O), 022-22621791 (F)

REQUEST FOR EXPRESSION OF INTEREST

Implementing Galvanizing Organic Bio-Agro Resource Dhan (GOBAR-DHAN) scheme in selected villages of Maharashtra.

Department of Water Supply and Sanitation intends to engage an entity for Implementation Galvanizing Organic Bio-Agro Resource Dhan (GOBAR-DHAN) scheme in selected villages of Maharashtra ensuring cleanliness in villages through Solid and Liquid Resource Management. The idea is to achieve cleanliness in villages and generating wealth and energy by converting cattle dung and solid agriculture waste (rice husk/paddy straw/crop residue etc.) into biogas and compost. The implementing agencies can adopt any implementing model as suggested in GOBAR-DHAN guidelines. The entity can be Gram Panchayats, SHG federations, Bulk waste generators such as dairies, poultry farms, markets, industries, religious sites etc and entrepreneurs. Selected agencies shall be willing to collect waste, install biogas plant (s), undertake operation and maintenance of the same for at least 5 years.

ELEGIBILITY CRITERIA

Eligibility criteria for selection of Implementation entity:

- a) The entity must be registered under Society Registration Act, Trust Act/Cooperative Act/ Companies act/ Partnership Act/ Proprietorship Act
- b) If SHG federation :
 - They must be at least 5 years old
 - Must have bank account and audited account statement for 5 years
 - Repayment ability within the limit
 - Must be supported by a technical agency with biogas experience.
- c) The entity must have an experience of one year or more in managing a biogas plant
- d) The entity will have demonstrated capacity to hire staff/personnel who will be responsible for collecting waste from the households/village.
- e) The entity shows capability to fund the project on its own, even if the scheme provides for partial funding.
- f) Preference may be given to those engaged in agrarian activities.
- g) The entity will have technical experience and capacity to construct and operate and manage the bio-gas plant.
- h) The entity commits to share the proceeds from the program with households/villages upfront which contribute to the program.
- i) Should have a valid Service Tax/VAT/TIN numbers for the line of business the entity is engaged in.
- j) The entity commits upfront to make the village free from bio waste mainly animal dung.
- k) The entity must have their own land or on lease, unless it is an SHG, where the GP may provide land.

Selection criteria for Gram Panchayats

- a) Gram Panchayats that have cattle population equivalent to 30-40% of village population.
- b) The Gram Panchayat will have a minimum of 150 households.
- c) Gram Panchayats agree to work with the selected entity and support in setting up and operation of bio-gas plants.
- d) The GP has not utilized the SLWM funds under SBMG

Recommended Models of Operation

The following four models are recommended for implementation under the scheme and shall be eligible for incentive. States are to use their discretion in selecting the right model/s or a combination of models for the projects to be sustainable

Model A	Model B	Model C	Model D
Gram Panchayat	SHG Federation	Bulk Waste Generator / Entrepreneur	Any Eligible Enterprise
Supported by Technical Agency ✓ Lease land/ GP land ✓ Collection of waste from project villages is mandatory ✓ Supplies to village at cost/ commercial sale/ buyback	Supported by Technical Agency ✓ Own/Lease/ GP land ✓ Collection of waste from project villages is mandatory ✓ Supplies to village at cost/ commercial sale/ buyback	Must engage technical agency if no experience ✓ Own land/ lease land ✓ Collection of waste from project villages is mandatory ✓ Self-consumption/ supplies to village at cost/ commercial sale/ buyback	✓ Own/lease land ✓ Waste from project villages or other ✓ Sells output to fuel companies

Incentive:			
✓ 100% plant cost or as per SBMG SLWM slab as indicated below, whichever is less Plant serving GPs with total funds available: 150 HHs – 3.5 lakh 300 HHs – 6 lakh 500 HHs – 7.5 lakh > 500 HHs – 10 lakh ✓ 25% of incentive shall be in advance, at the time of DWSC approval ✓ Rest is paid one month after plant is operational ✓ 20% of total incentive released can be used to pay technical agency as turnkey fee	✓ 75% plant cost or as per SBMG SLWM slab as indicated below, whichever is less Plant serving GPs with total funds available: 150 HHs – 3.5 lakh 300 HHs – 6 lakh 500 HHs – 7.5 lakh > 500 HHs – 10 lakh ✓ 25% of incentive shall be in advance, at the time of DWSC approval ✓ Rest is paid one month after plant is operational ✓ 20% of total incentive released can be used to pay technical agency as turnkey fee	✓ 50% plant cost or as per SBMG SLWM slab, whichever is less Plant serving GPs with total funds available: 150 HHs – 2.8 lakh 300 HHs – 4.8 lakh 500 HHs – 6 lakh > 500 HHs – 8 lakh ✓ Incentive is back-ended ✓ 20% of total incentive released can be used to pay technical agency as turnkey fee	✓ No financial incentive ✓ States may facilitate purchase or buyback through PSUs ✓ Govt has no role

Model A: Gram Panchayat, supported by technical agency is Entity Eligibility and role of Gram Panchayat

Gram Panchayat must be open defecation free and the same should be verified by the State. Gram Panchayats should have adequate bio-mass such as animal dung, farm residue, etc. in order to take up the project. Sarpanch shall be the nodal person responsible for successful implementation of the project. Gram Panchayat must take responsibility for waste collection from villages on a daily basis to supply to the biogas plant. GP should have institutional capacity for management of biogas, such as for manpower to engage for waste

collection, account management, monitoring, etc. The GP must also have adequate sources of funds like user charges, property tax, water tax, Finance Commission grants, etc. to be able to sustain the plant operations in the long term. Proof of funds must be submitted, at the time of application to State. The land for the project shall be of own or on lease in nature and shall be selected through a Gram Sabha resolution. The selected Gram Panchayat must show a good track record of implementing similar schemes such as SBM(G), water supply, etc. where successful community involvement, collection of user charges etc. have been demonstrated.

A technical agency empaneled with the State, shall be engaged by the GP, for installing the plant and providing O & M support for a period of atleast 5 years.

While considering the viability of the project, an assessment of waste available must be made including types of waste available across the year. The project proposal submitted by the GP shall compulsorily include a plan for managing biogas and bio-slurry without which the proposal shall not be considered. Bio-slurry from the biogas plant maybe used for farming or composting purposes. Villages with significant agricultural land where bio-slurry can be used, are ideal for this model. GP must understand implications of the technology chosen based on waste assessed.

Gram Panchayat must consider a community size plant mode where significant number of households and villages are benefitted from reduced waste in the environment. The GP shall engage local manpower in the project, based on input received, and no permanent cadre of workers shall be created.

GP may choose to sell outputs like biogas and bio-slurry and the proceeds from the sale should be pumped back to the project. Separate accounts must be maintained to record all financial transactions.

Incentive and Payment

In this model, incentive shall be 100% of the proposed project cost or according to SLWM slab under SBM(G) guidelines as indicated below, whichever is less:

S.No	No. of households in a GP	Maximum funding under SLWM	Maximum incentive under GOBAR-DHAN
1	150 households	7 lakh	3.5 lakh
2	300 households	12 lakh	6 lakh
3	500 households	15 lakh	7.5 lakh
4	>500 households	20 lakh	10 lakh

First instalment of 25% on the approved incentive shall be given as advance at the time of approval by DWSC. Remaining incentive shall be paid to the Gram Panchayat one month after the plant is operational.

20% of total incentive released can be used to pay technical agency as turnkey fee, where all-inclusive cost such as for manpower, O&M, etc is to be paid. Rest, if applicable, can be arranged to be paid by the entity from other sources. An MoU between the parties is to reflect the same for a period of atleast 3 years.

Model B: Self Help Group (SHG) Federation, supported by technical agency, is the Entity

Eligibility and Role of the SHG Federation

Self Help Groups (SHG) Federations, preferably of women may be the lead implementers of the project. SHG Federations, who are capable and willing to collect waste from the community and have been functioning for atleast 3 years and preferably with prior experience in waste management, are eligible for the incentive. Experience in community mobilization/community participation/ supporting Panchayat in implementing its programmes is must. Land for the project shall be either of own/ lease in nature or can be provided by the Gram Panchayat. SHG Federations should be registered entities with proven track record of performance and should be at least 1 year old. Mission Director in consultation with SLWM or any other competent State nodal agency working with SHGs should ideally certify that they are functional entities.

An NGO or a technical agency with experience in biogas shall be engaged by the SHGs to support in setting up of the project and lend technical support. Waste segregation, aggregation, operation and maintenance and supply of biogas is the responsibility of the SHG, supported by its technical agency. Waste collection from project villages is a must. Entity may choose to collect waste from villages outside of project village as well, when waste is low/seasonal, in order to keep the plant operational. At the time of preparation of the project proposal, it is the responsibility of the entity to assess the quantities and type of waste available, temperature of the region and propose the size of the plant and technology appropriate for generating biogas. The entity may choose to sell the biogas and bio-slurry outside the project area as well to commercial consumers, if the villagers are not willing to pay for a distribution grid and/or gas connections.

For collection of animal dung and or crop residue from farmers, the SHG can pay them an agreed price or arrange a barter system in return for bio-gas/slurry/any other agreed products. The entity may agree to pay households for inputs such as kitchen waste/animal dung as decided during Gram Sabha and provide slurry in exchange.

The entity can identify and engage local villagers for operations, collection of waste, maintenance of plant, etc. Such identified personal shall be trained by BDTC/certified by NSDC for supporting the project.

The project proposal shall address the management of biogas and bio-slurry generated. The entity has the flexibility to distribute the biogas output in any safe manner. Sale of biogas can be done to either to the communities or to large scale consumers such as hotels, institutions, dairy farms, etc.

Incentive and Payment

In this model, incentive shall be 75% of the proposed project cost or according to SLWM slab under SBM(G) guidelines as indicated below, whichever is less:

S.No	No. of households in a GP	Maximum funding under SLWM	Maximum incentive under GOBAR-DHAN
1	150 households	7 lakh	3.5 lakh
2	300 households	12 lakh	6 lakh
3	500 households	15 lakh	7.5 lakh
4	>500 households	20 lakh	10 lakh

First instalment of 25% of the approved incentive shall be given as advance at the time of approval by DWSC. Remaining incentive shall be paid to the SHG one month after the plant is operational. State/district shall facilitate loans for SHGs, if required, through PSBs, MUDRA, etc.

20% of total incentive released can be used to pay technical agency as turnkey fee, where all-inclusive cost such as for manpower, O & M, etc is to be paid. Rest, if applicable, can be arranged to be paid by the entity from other sources. An MoU between the parties is to reflect the same for a period of atleast 3 years.

Model C: Bulk waste generator with/without support of technical agency is Entity Eligibility and Role of the Bulk Waste Generator

Bulk waste generator can be a social enterprise/NGO/private enterprise/institution/religious sites/factories/dairies/fisheries/markets/piggeries/slaughter houses/food complexes, etc. who generate bio-mass in large quantities at site. Collection of waste from project villages is mandatory. The entity may collect waste from other villages as well if not adequate. The project proposal shall include a plan to manage the biogas and bio-slurry produced which could include supply to communities/ commercial entities at cost. For technical assistance, the entity shall partner with a technical institute or NGO with relevant experience. If the entity himself has the requisite technical expertise, the same shall be demonstrated to the STAC at the time of application. Land for the project shall be either of own or on lease in nature.

The entity shall take GP's support in garnering community support to part with waste. The entity may agree to pay for the inputs such as waste received from the community at a price as decided during Gram Sabha or agree to provide biogas/bio-slurry in exchange. For collection of animal waste/ crop residue from farmers, the entity can pay them an agreed price or arrange a barter system in return for bio-gas/slurry/any other agreed products. Entity may choose to collect waste from villages outside of project village, when waste is low/seasonal, in order to keep the plant operational.

The distribution mechanism is upto the entity as long as it is collecting waste from the project villages.

Where distribution to households is a challenge, a common facility such as community kitchen can be propagated, where biogas is supplied and the community can access the facility.

At the time of preparation of the project proposal, it is the responsibility of the entity to assess the quantities and type of waste available, temperature of the region and select the size of the plant and technology appropriate for generating biogas. Ideally, all households from who the waste is collected maybe provided with biogas.

Incentive and Payment

In this model, incentive shall be 50% of the proposed project cost or according to SLWM slab under SBM(G) guidelines as indicated below, whichever is less:

S.No	No. of households in a GP	Maximum funding under SLWM	Maximum incentive under GOBAR-DHAN
1	150 households	7 lakh	2.8 lakh
2	300 households	12 lakh	4.8 lakh
3	500 households	15 lakh	6 lakh
4	>500 households	20 lakh	8 lakh

In this model, incentive shall be back-ended, with 50% of the approved incentive at the time of start of operation and the remaining, at the end of one year of continued operation.

20% of total incentive released can be used to pay technical agency as turnkey fee, where all-inclusive cost such as for manpower, O&M, etc is to be paid. Rest, if applicable, can be arranged to be paid by the entity from other sources. An MoU between the parties is to reflect the same for a period of atleast 3 years. If the entity himself has the requisite technical expertise, and the same is approved by the STAC, the above allocation may not be necessary.

Model D: Any enterprise/entrepreneur capable of producing Bio-CNG is the entity Eligibility and Role of the entrepreneur

Any eligible entity which shows willingness and capability shall be encouraged to set up a bio-mass treatment plant to produce high value output such as Bio-CNG, etc. He shall not be

given any incentive and is open to have a buyback arrangement with any potential buyer such as Oil Marketing Companies (OMCs), hospitality partners, etc. State shall facilitate Memorandum of Agreement between the Entity and OMCs for purchase/buyback purposes.

Operation of Projects:

The implementing entities are responsible for engaging personnel for everyday operations of the project. The personnel may be preferably from the project GP who has undergone training, certified by BDTC/NSDC. Each project ideally should have one biomass aggregator, operator 9

and a manager. The manager can oversee multiple projects, if the district has multiple projects. The aggregators can be engaged on input basis, and can be incentivized accordingly.

PREPARATION FOR SUBMISSION OF EoI:

- a. The Implementation entity shall ensure that, it fulfils the eligibility criteria and other essential conditions.
- b. The EoI complete in all respects must be submitted together with requisite information and annexures.
- c. The EoI should be free from the ambiguity, change or interlineations.
- d. Incomplete EoI will not be considered and is liable to be rejected without making any further reference to the entity.
- e. The EoI shall be duly signed on each page by person authorized by the agency. Documents of the agency authorising such person must accompany the EoI. Swachh Bharat Mission (Gramin), Drinking water and Sanitation Department reserves the right to reject outright any EoI unsupported by proof of the signatory's authority.

The interested applicant shall submit his proposal based on assessment of waste and viability of the project. The selected entity shall visit the selected Gram Panchayat/s and will obtain recommendation from Gram Panchayat for adopting GOBARDHAN project in their jurisdiction.

- iii. On receipt of the recommendation from the GP, the entity will make a project proposal and submit to DWSC.
- iv. The applicant must submit the following to DWSC at the time of submitting interest:
 - Application of entity
 - Detailed Project Proposal of the project
 - Recommendation from Gram Panchayat (in case of Model B, C and D)
 - Additional documents supporting the proposal, as prescribed
- v. DWSC, chaired by District Collector/CEO, after scrutiny of the project proposal, shall forward the proposal to the State Technical Advisory Committee for scrutiny, especially for technical evaluation.
- vi. State Technical Advisory Committee (STAC) shall evaluate and approve the proposals received by District. STAC shall be constituted at the State level with State Mission Director SBM(G) as Convenor, consisting of members from reputed NGOs, academic/technical institutes and technical experts. Concerned State departments such as animal husbandry, etc can also be part of the committee.

Interested agencies are requested to furnish willingness for undertaking GOBAR-DHAN projects, supported by credentials and testimonials and relevant experience in the prescribed format available in the EOI on website <http://sbm.gov.in/gobardhan/home.aspx>.. The detailed Expression of Interest can be downloaded from department's website www.water.maharashtra.gov.in

- The agency will be hired for duration of minimum 60 months from the date of signing of the contract. The contract can be further extended with the mutual consent of both parties but on the same terms and conditions.
- Interested agencies may obtain further information at the address mentioned below.

DATE OF SUBMISSION:

The last date for the submission of the willingness with credentials and others details is 25.01.2019 before 2 PM on <http://sbn.gov.in/gobardhan/home.aspx> by registration process mentioned in MDWS Operation Manual GOBAR - DHAN MIS (Implementing Agency)

EOI submitted by Speed post/Courier/ Hand or other form of means and will not accepted by.



Director

Water & Sanitation Support Organisation

CIDCO Bhavan (South wing)

1st floor, CBD Belapur Navi Mumbai,


Maharashtra 400614

Telephone No: 022-27562546 (O), 022-27562363

Email- directorwssso@gmail.com

Operation Manual

GOBAR - DHAN MIS(Implementing Agency)



एक कदम स्वच्छता की ओर

Prepared By

Ministry of Drinking Water and Sanitation
Government of India
New Delhi

Table of Contents

Contents

1. Introduction	13
1.1 Introduction: GOBAR – DHAN.....	13
1.2 About the Initiative	13
1.3 Objectives	14
1.4 Scope	14
1.5 MIS in GOBARDHAN	
2. GOBAR – DHAN MIS (Data Entry) by Implementing Agency	16
2.1 Entry of Organisation Information (GE 07).....	18
2.2 Entry of Application Information (GE 05)	19
2.2.1 Section II	19
2.2.2 Section III	20
2.2.3 Section IV & V	21
2.2.4 Section VI.....	22
2.2.5 Section VII.....	23
2.2.6 Section VIII.....	24
2.2.7 Section IX & X.....	24
2.3 Track the Application by User (GR 04)	25

1. Introduction

1.1 Introduction: GOBAR– DHAN

The Swachh Bharat Mission (Gramin) in rural areas aims to achieve open defecation free villages and improved cleanliness through Solid and Liquid Waste management, thus creating clean villages in India. With many States achieving ODF status, solid and liquid waste management takes prime importance in the endeavor.

Rural India generates enormous quantities of bio-waste including animal waste, kitchen leftovers, crop residue, market waste and fecal sludge. According to 19th Livestock Census of India, 2012, there are about 300 million bovines, 65.07 million sheep, 135.2 million goats and about 10.3 million pigs. At least 5,257 tonnes waste/day is estimated to be generated from livestock alone. In addition, according to Indian Agricultural Research Institute's estimates in 2014, India generated 620 million tonnes of crop residue, of which 300 million tonnes are treated as waste and 100 million tonnes are burnt on farms.

Presently, a very large fraction of bio-waste gets disposed in unsafe ways – burning, unscientific dumping, discharging into water bodies, etc. on the other hand, bio-resources such as animal dung cakes, crop residue and firewood are commonly burned as cooking fuel leading to indoor air pollution. Indoor air pollution is also considered responsible for a significant number of acute respiratory illnesses in young children. WHO estimates about 5 lakh deaths in India due to unclean cooking fuel alone. Women and children suffer the most, as they spend large amounts of their time near indoor cooking hearth. Not only does unsafe management of waste leads to adverse environmental & health impacts but also destroys the resource value of this waste.

Fortunately, bio-waste has the potential to be harnessed as energy, fuel, and fertilizer. Waste such as cattle dung, poultry droppings, pig excreta, human excreta, crops & crop residues, kitchen waste etc., can produce biogas, through anaerobic digestion and produce clean fuel for cooking, lighting, electricity, running biogas based engines, etc. Some of the biomass waste also has potential to produce ethanol. The oil seeds like jatropha, karenga, rapeseeds, mahua seeds, neem seeds etc. can be converted to bio-diesel and other medicinal products. Woody biomass and powdery biomass waste like twigs, barks/ branches, arhar stalks, mustard stalks, coconut shells, saw dust, paddy husk, etc. can be converted to solid biomass fuels like pellets, briquettes and others.

1.2 About the Initiative

In an effort to ensure cleanliness in villages and generate wealth and energy by converting cattle dung and solid agricultural waste into compost and biogas and improve the lives of villagers, the launch of 'Galvanizing Organic Bio-Agro Resources Dhan' (GOBAR-DHAN) scheme was announced in the Budget Speech of the Hon'ble Finance Minister in Feb 2018. This initiative shall support biodegradable waste recovery and conversion of waste into resources. This shall support creating clean villages which is the objective of Swachh Bharat

Mission (Gramin) and also provide economic and resource benefits to farmers and households. The GOBAR-DHAN scheme is expected to engage with people in safe and efficient managing of solid waste, especially the bio-agro waste in villages, so that the villages remain clean. GOBARDHAN scheme is a crucial component of the ODF Plus strategy of SBM(G) and will focus on supporting villages in management of bio-waste.

1.3 Objectives

The intended impact of the scheme is cleaner villages through solid waste management, increased rural income and employment, and reduced environmental impact. Accordingly, the scheme aims to have the following impact:

- a. Sanitation: Improved sanitation, by reducing waste from the villages and overall cleanliness
- b. Organic Fertilizer: The digested slurry from biogas plants, a rich source of manure, shall benefit farmers in supplementing chemical fertilizers
- c. Health: Decrease in incidences of malaria and other sanitation related diseases through reducing waste stagnation in villages; and improving indoor air quality that is otherwise affected by burning of dung cakes and firewood
- d. Energy: Villages become self-reliant in clean energy by harnessing bio-waste to generate bio-energy and thereby reduce burning and dependence on forests
- e. Employment: Local youth and semi-skilled technicians can benefit from skilling and potential green jobs such as collection of waste, transportation to treatment plants, management of plant, operation and maintenance of plants, sale and distribution of biogas and bio-slurry generated, etc.
- f. Empowerment: Households consume cleaner and cheaper fuel through biogas/bio-CNG for cooking, saving on earnings and time; women of the household who typically engage in collection of firewood/ making dung cakes can be relieved of the drudgery involved.

1.4 Scope

GOBAR-DHAN scheme proposes to cover 700 projects across the country in 2018-19. The scheme will be implemented in two phases i.e, 350 projects in first half of the year and rest in the second half. The States may choose to develop at least one project per district or as many viable projects as possible to achieve effective bio-waste management in the villages. The programme will be funded under SLWM component of SBM-G following the suggested guidelines of SBM(G). The total assistance under SBM (G) for SLWM projects is on the basis of total number of households in each GP, subject to a maximum of INR 7 lakh for a GP having up to 150 households, INR 12 lakh up to 300 households, INR 15 lakh up to 500 households and INR 20 lakh for GPs with more than 500 households. Only those Gram Panchayats which have not availed SLWM funds under SBM(G) are eligible to receive the

financial assistance under GOBAR-DHAN scheme, subject to the limits of guidelines. However, States shall have the flexibility to provide additional funds to any GP based on viability under the scheme through convergence with other Central/State schemes.

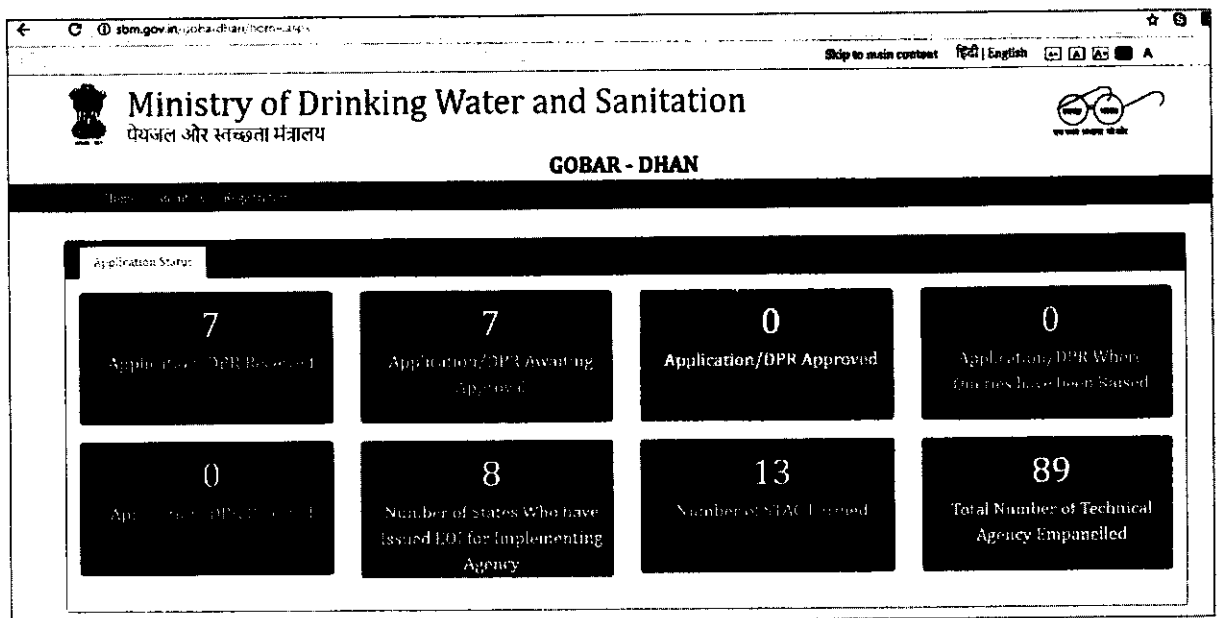
1.5 MIS in GOBARDHAN

A robust MIS system has been developed for implementation and monitoring of GOBARDHAN, which can come handy for both Centre and State. The system allows online filing of application, approval of the same by various authorities, tracking the application, monitoring the projects etc. This operational manual will guide the Implementing Agencies to use the GOBARDHAN MIS to apply online.

2. GOBAR – DHANMIS (Data Entry) by Implementing Agency


The steps to begin working into MIS are following:

- Open browser and Open the link provided in the EOI i.e. <http://sbm.gov.in/gobardhan/home.aspx>.



- One time **Registration** is required for creation of **Login**.
- Click **Registration** button visible on the top left side.
- Register by entering all the required information (Name, Email ID, Complete Address, State Name, Block Name, District Name, GP Name, Village Name, choose your Preferred User ID, Enter Mobile Number, Choose a Password).
- The **Password must contain** at least 1 Uppercase, 1 Alphabet, 1 Number and 1 Special Character and should be Minimum 8 Characters.
- The Mobile Number should be verified with the **One Time Password (OTP)** sent on the Registered Mobile Number.
- After **Successful Registration**, an alert with username and password will be visible to you.


Skip to main content हिंदी | English



Ministry of Drinking Water and Sanitation

पेयजल और स्वच्छता मंत्रालय

GOBAR - DHAN



Registration of Applicant

Personal Details

Name* Email Id*

Address Details

Complete Address*

State Name* District Name*

Block Name* Grama Panchayat Name*

Village Name


Registration Details:

Preferred User ID*


Enter MobileNo*

[Click here for OTP to verify Mobile No](#)

Password* Confirm Password*


Captcha Code* 

- Click on **Login** button displayed on top right corner.
- Enter your **User Name, Password and Captcha** in Login page and click on button **Log In**.



Ministry of Drinking Water and Sanitation
Swachh Bharat Mission-Gramin

GOBAR - DHAN




User Login

Please Log in


User Name:

Password:

Captcha: 

[Forgot Password?](#)

- On successful validation of user name and password “Data Entry Management Menu” page will open.



2.1 Entry of Organisation Information(GE07)

- After successful login, Select module from menu (GE) **Data Entry>>**
GE 07: Entry of Organisation Information. This is One Time Registration.
- Complete the required details related to Implementing Agency in Section I.
- Provide all the information: Name, Complete Address, Designation, State and District Name would be same as input at the time of registration, Type of organization (Gram Panchayat, Self Help Groups, Bulk waste Generator, Entrepreneur).
- Upload Registration Document of the Organization (The document should be PDF and the size should not exceed 200KB).
- Click on “**Submit**” button. A message will be displayed on successful entry.

Application of Applicant Information Section

Section(I) Section(II) Section(III) Section(IV & V) Section(VI) Section(VII) Section(VIII) Section(IX & X)

Applicant Information (Individual Enterprise / Organisation)
 * One time Registration Required

Applicant Details

Name* --Select* ▲ Enter First Name / Organisation ▲ Enter Middle Name ▲ Enter Last Name

Complete Address* ≡ Enter Complete Address Designation* ≡ --Select--

State Name* ≡ Bihar ▼ District Name* ≡ ARARIA ▼

Block Name* ≡ ARARIA ▼ Gram Panchayat Name* ≡ Select Grampanchayat ▼

Village Name ≡ Select Village ▼ Type of Organisation* ≡ --Select-- ▼

Upload Registration Document of Organisation (* Please upload certificate of registration)*
 Document Type: Pdf Only
 Max Size: 200kb

Choose File No file chosen

2.2 Entry of Application Information (GE 05)

- After completion of Section 1 (GE 07), Select module from menu (GE) Data Entry >>GE 05: Entry of Application Information.
- It is divided into different Sections (II – X). The applicant must give all the information to Submit the Application.

2.2.1 Section II

- The Applicant needs to give the details about Contact Person, Proposed Location, Project Land Details and Accessibility to proposed location.
- The applicant needs to provide the following information: Name of the Project, Select the Financial Year, the Contact Details, the Details about the Proposed Location (State Name, District Name, Block Name, GP Name and Village Name), Project Land Details (Whether it is Own Land or on lease or provided by the GP or any other Source, Patta Details, Name of the owner) and Accessibility to proposed location (whether itsKutchha Road or Pukka Road).
- Attach all the relevant documents of the ownership of land and Patta Details.
- Please note all the documents to be uploaded should be in PDF format and the size should not exceed 200KB.

Section I (RD)
 Section II (WV)
 Section III (V)
 Section IV (V)
 Section V (V)
 Section VI (V)

Project Details

Name of the Project*
Financial Year*

Contact Person

Contact Person Name*
Designation*

Mobile Number*
Email ID*

Gender*

Proposed location

State Name*
District Name*

Block Name*
GramPanchayat Name*

Village Name*

Project Land Details

Own Land
 Lease Land
 Land provided by GP
 Others

Patta Details (7/12)*
Document Upload No file chosen
Attach Proof of Own Land
Document Type: Pdf Only
Max Size: 200kb

Total Area (in Square Meters)
Attach copy of the Patta No file chosen
Document Type: Pdf Only
Max Size: 200kb

Name of the owner
Name of the Applicant (if not same)

Approximate Distance between source of waste and the project site (in Kms.)

Accessibility to proposed location

Kutcha Road
 Pukka Road

2.2.2 Section III

- Provide details about availability of Water.
- The applicant needs to give the following information: Whether adequate water is available or not, whether water is available on the site of the project or off site.
- The source of water needs to be selected (Multiple sources can also be selected). Source of water could be Well, Hand Pump, Tube well or any other source.

Availability of Water

Adequate water availability per day:

Yes: No:

On Site water source:

Off Site water source:

Source of water

Well:

Hand Pump:

Tube Well:

Any Other:

Save & Next

2.2.3 Section IV&V

- Applicant needs to give input about availability of Raw Material & Waste Transportation Details.
- If the raw material is available on Site or offsite (the details of raw material which includes the number (in case of animals) and quantity of waste used as raw material), mode of transportation of raw material (includes number of Tractor, Tricycle, Carts, Trolley or any other source of transportation of waste).

Availability of Raw Material

On Site (In-House)

Name of Raw Material		Quantity (Kgs)	Value (Rs)
1	Buffaloes		
2	Buffaloes Calves		
3	Cows		
4	Cows Calves		
5	Poultry		
6	Pig		
7	Crop Waste		
8	Slaughter House Waste		
9	Market Yard Waste		
10	House Hold Waste		
11	Others		
Total(A):		0	0

Off Site (Transport Required if (more than 5 KM))

Name of Raw Material		Quantity (Kgs)	Value (Rs)
1	Buffaloes		
2	Buffaloes Calves		
3	Cows		
4	Cows Calves		
5	Poultry		
6	Pig		
7	Crop Waste		
8	Slaughter House Waste		
9	Market yard Waste		
10	House Hold Waste		
11	Others		
Total(B):		0	0

Quantum of animal waste (In Kgs)

Grand Total(A+B): 0

Waste Transportation Details

Mode of transport

Mode of transport		Quantity	Value (Rs)
1	Tractor		
2	TriCycle		
3	Carts		
4	Trolley		
5	Others		

Signature

2.2.4 Section VI

- The Applicant needs to give input on Details of **Biogas** and **Bio slurry Management**.
- Give input on the following information: **Type of Plant/Technology** (Fixed Dome Biogas Plant, Floating Dome, Prefabricated Model, Bag type Model or any other type of plant), **Size of biogas plant (in Cubic Meters)**, whether the output from plants is liquid, solid or any other.

- A small note on Biogas Slurry Management, Biogas Purification/Enrichment Technology (if any), whether there is any Smart biogas metering system and Select if any Special Equipment is used in the Plant.

Section(II) Section(III) Section(IV & V) Section(VI) Section(VII) Section(VIII) Section(IX & X)

Details of Biogas and Bioslurry Management

Type of Plant/Technology* **Size of biogas plant (in Cubic Meters)***

Biogas and Bioslurry Management Details

Liquid bio-slurry Solid/dewatered/dried slurry fertilizer Other

Note on Biogas Slurry Management Plan*

Biogas Purification/Enrichment Technology (if any)

Smart biogas metering system (including pre-paid card option depending on size and type of plant,if any)*

Special equipment (please mention, if any)*

Save & Next

2.2.5 Section VII

- The Applicant needs to give details of proposed specific uses of Biogas and Bio-Slurry.
- Provide the following information: Volume of Biogas generated, If Biogas is Supplied to Institutes or Commercial Entities and their details, Whether electricity is generated for captive purpose (if yes then Quantum of electricity proposed to be generated and hours of use), Select the details of biogas supply plant.
- A short note on distribution plan and upload the document if any, Number of Households where biogas will be supplied.
- In case Bio-CNG is produced then the proposed use, Details about any addition to Bio-slurry.

Proposed Specific uses of Biogas and Bio-Slurry

Proposed specific uses of biogas to

Volume of Biogas generated (in Cubic Meters)*

Supply to Institutes:

1	College	<input type="text"/>
2	Hospital	<input type="text"/>
3	School	<input type="text"/>
4	Anganwadi	<input type="text"/>
5	Panchayat Bhawan	<input type="text"/>
6	PHC / Community Centre	<input type="text"/>
7	Other	<input type="text"/>

Supply to Commercial Entities(Benefitted by Gas):

1	Dhaba	<input type="text"/>
2	Hotel / Restaurant	<input type="text"/>
3	Industry	<input type="text"/>
4	Other	<input type="text"/>

Electricity Generation for Captive purpose (in KWH) SELECT

Details of Biogas Supply Plant (if any) --Select--

Distribution Plan* Enter Distribution Plan

Distribution Plan Document Choose file No file chosen
Document Type: Pdf Only
Max Size: 200kb

No. of House Holds Where Biogas will be Supplied: Enter No. of House Holds

Total No. of connections to be provided: Enter No. of connections to be provided

Proposed uses of bio-CNG (in case produced) Enter Proposed uses of bio-CNG

Value Addition of Bio-Slurry (if any) Storage and Packaging for Bio-Slurry (liquid and dewatered) and method of sale Enter Value Addition of Bio-Slurry

2.2.6 Section VIII

- The Applicant needs to select the **Technical Agency Chosen** for the Project empaneled by the State.
- Only one agency can be selected against each application.

Section(II) Section(III) Section(IV & V) Section(VI) Section(VII) **Section(VIII)** Section(IX & X)

Details of Technical Agency Chosen for the Project

State Name

Andhra Pradesh

2.2.7 Section IX&X

- The Applicant needs to give information about **Project Costing & Means of Finance**.

- The applicant needs to provide the following information: The different Project cost like DPR Preparation cost, Cost of the land (if any), Land Development Cost, Plant & Machinery Cost, Electrical Installation Cost, Operational & Maintenance Cost and any other Cost.
- The applicant needs to provide information about the means of finance (the amount of Self Finance or Loan or any other source).

Project Costing			
DPR Preparation cost(In Rupees)	<input type="text" value="Enter DPR Preparation cost"/>	Cost of the land(In Rupees) if any	<input type="text" value="Enter Cost of the land"/>
Land Development Cost(In Rupees) if any	<input type="text" value="Enter Land Development"/>	Plant & Machinery Cost(In Rupees) *	<input type="text" value="Enter Plant & Machinery"/>
Electrical Installation Cost(In Rupees) If any	<input type="text" value="Enter Electrical Installation"/>	Operational & Maintenance Cost(In Rupees) (Raw material,manpower,utilities) *	<input type="text" value="Enter O & M Cost"/>
Other Cost (In Rupees)	<input type="text" value="Enter Other Cost"/>	Total Cost (In Rupees)	<input type="text" value="0"/>
Means of Finance			
Loan (In Rupees) *	<input type="text" value="Enter Loan"/>	Self Financing(In Rupees) *	<input type="text" value="Enter Self Financing"/>
Other Cost (In Rupees)	<input type="text" value="Enter Other Cost"/>	Total (In Rupees)	<input type="text" value="0"/>
<input type="button" value="Save"/> <input type="button" value="Print"/>			

2.3 Track the Application by User (GR 04)

- Select Details of **Application Tracker for User** [GR04]
- Using the Application Tracker for User, applicant can Track multiple application, status of all the application (whether submitted, incomplete or approval is pending at what stage).
- By clicking the view option an applicant can view the application.
- By clicking on View Comment and applicant can view the comments given by different levels of approving authority.
- An incomplete application can be completed by clicking the Incomplete Button.
- Reference is used to access all the documents uploaded with the application.